

4-Pc CNC Collection No.
AMS-263



INDUSTRIAL

**CNC 4-PC Simulated MDF
Shaker Door Router Bit Set**

1/4"
SHANK



 **Amana Tool®**

Made in U.S.A & Israel

INDUSTRIAL

CNC 4-PC SIMULATED MDF SHAKER DOOR SET

1/4" SHANK

*Designed specifically for
creating simulated MDF
shaker doors*

Congratulations on the purchase of
your new Amana Tool® CNC set, a
premier CNC router bit set.



Material Key Chart:



MDF/HDF



Veneered
Plywood



Laminate



Wood

Questions?

Call the Technical Hotline

(800) 445-0077

+1 (631) 752-1300

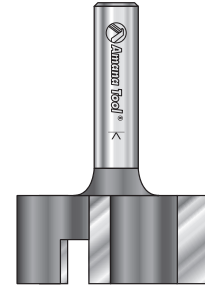
Vectric
PASSIONATE ABOUT CNC

Free Vectric Master .tool File Database
can be found on www.amanatool.com/vectric

⚠ Vectric File Warning:

The Vectric .tool file should only be used in conjunction
with the Amana Tool® item number specified.
Using this file with other brands is dangerous
to the operator and CNC machine.

*RPM: Revolutions Per Minute **IPM: Inches Per Minute



#45525

SPOILBOARD/FLATTENING

Carbide Tipped

Diameter: **1-1/8"**

Cutting Height: **1/2"**

Shank: **1/4"**

Overall Length: **1-13/16"**

Wings: **3 Wing**

CNC Running Parameters:

RPM: **18,000***

Feed Rate: **100" IPM****

Ramp Down Rate: **34" IPM****

Max Depth Per Pass: **1/8"**





#46200-K

SPIRAL FLUTE PLUNGE

Solid Carbide, Down-Cut

- Diameter: **1/8"**
- Cutting Height: **1/2"**
- Shank: **1/4"**
- Overall Length: **2"**
- Flutes: **2 Flute Down-Cut**

CNC Running Parameters:

- RPM: **18,000***
- Feed Rate: **40" IPM****
- Ramp Down Rate: **20" IPM****
- Max Depth Per Pass: **1 x Diameter**



#45624-K

60° V-GROOVE

Solid Carbide

- Diameter: **1/4"**
- Cutting Height: **7/32"**
- Shank: **1/4"**
- Overall Length: **2"**
- Flutes: **3 Flute**

CNC Running Parameters:

- RPM: **18,000***
- Feed Rate: **90" IPM****
- Ramp Down Rate: **30" IPM****
- Max Depth Per Pass: **1 x Diameter**



#46170-K

COMPRESSION SPIRAL

Solid Carbide

- Diameter: **1/4"**
- Cutting Height: **7/8"**
- Shank: **1/4"**
- Overall Length: **2-1/2"**
- Flutes: **2 Flute**

CNC Running Parameters:

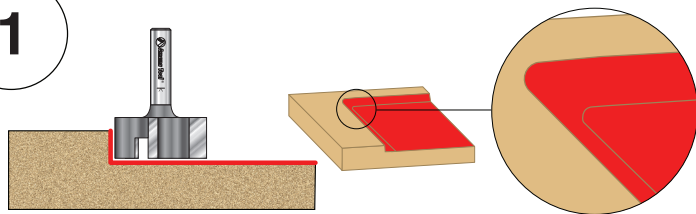
- RPM: **18,000***
- Feed Rate: **110" IPM****
- Ramp Down Rate: **55" IPM****
- Max Depth Per Pass: **1 x Diameter**



4 STEPS TO CREATE SIMULATED MDF DOORS




1



45525

Cuts Flat Panels of Door

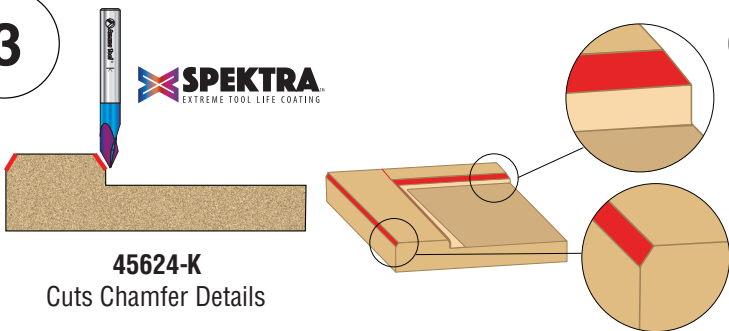
2



46200-K

Cuts Flat Panels Corners

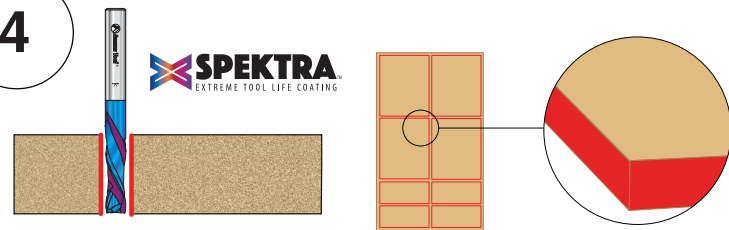
3



45624-K

Cuts Chamfer Details

4



46170-K

Nest Cut Doors from Sheet